



2018F Instructor Report for ECON 7910 01 - Seminar in Research on Economic Development: Microeconomic Applications (Ebehireme Iyoha)

Vanderbilt University Course and Teaching Evaluations

Project Audience 6

Responses Received 2

Response Ratio 33.33%

Report Comments

The following is a report for an individual section of a class. Please do not distribute, print, or share this report except for administrative purposes.

Project Audience - Total number of students enrolled

Responses Received - Number of evaluations submitted by students

Response Ratio - Percent of enrolled students who submitted evaluations

If you have any questions about the evaluation system please contact course.evaluations@vanderbilt.edu.

Prepared by Vanderbilt University Course and Teaching Evaluations

Creation Date Tue, Jan 29, 2019



Questions about this Course (ECON 7910 01):

Question	This Class Section		Department (ECON)		School (A&S)	
	Mean	Standard Deviation	Mean	Standard Deviation	Mean	Standard Deviation
This course helped me appreciate the significance of the subject matter.	5.00	0.00	3.99	1.11	4.28	0.97
The components of the course, such as class activities, assessments, and assignments, were consistent with the course goals.	5.00	0.00	4.21	0.93	4.39	0.86
The feedback I received during the course was helpful.	5.00	0.00	3.75	1.18	4.15	1.04
I felt comfortable asking questions in this course.	5.00	0.00	4.07	1.09	4.32	0.98
This course helped me consider connections between course material and other areas of my personal, academic, or professional life.	5.00	0.00	4.00	1.12	4.21	1.03
Overall, the course (ECON 7910 01) was:	4.50	0.71	3.60	1.11	3.94	1.02
Compared to other classes, the amount I learned in this course was:	3.50	0.71	3.47	1.02	3.64	1.03
Compared to requirements in other classes, the workload assigned in this class was:	4.00	0.00	3.13	0.86	3.28	1.01

Overall, how effective was the instruction you received from this teaching assistant (Ebehireme lyoha)?

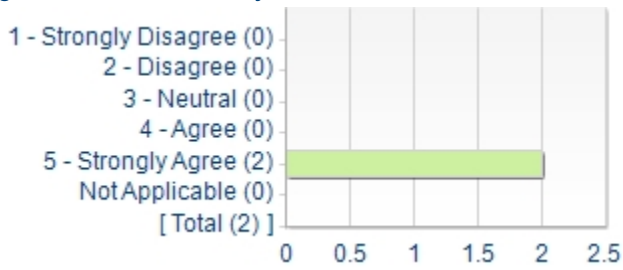
Question	This Class Section		Department (ECON)		School (A&S)	
	Mean	Standard Deviation	Mean	Standard Deviation	Mean	Standard Deviation
Overall, how effective was the instruction you received from this teaching assistant (Ebehireme lyoha)?	5.00	0.00	3.73	1.13	3.97	1.04

Questions about the Teaching Assistant (Ebehireme lyoha).

Question	This Class Section		Department (ECON)		School (A&S)	
	Mean	Standard Deviation	Mean	Standard Deviation	Mean	Standard Deviation
How available was the teaching assistant during their office hours?	5.00	0.00	4.09	1.06	4.09	1.06
How helpful and responsive was the teaching assistant?	5.00	0.00	3.98	1.16	3.98	1.16
How knowledgeable was the teaching assistant about the subject matter of this class?	5.00	0.00	4.10	1.08	4.10	1.08
How would you characterize the ability of the teaching assistant to communicate in English with students?	5.00	0.00	4.15	1.17	4.15	1.17

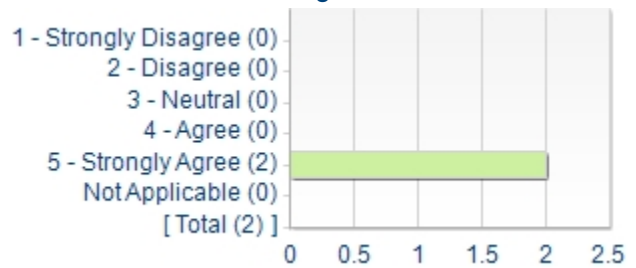
Questions About This Course (ECON 7910 01):

1. This course helped me appreciate the significance of the subject matter.



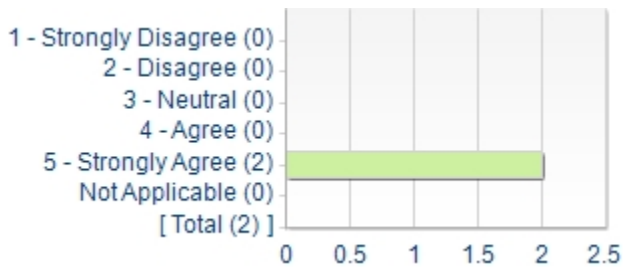
Statistics	Value
Response Count	2
Mean	5.00
Mode	5
Standard Deviation	0.00

2. The components of the course, such as class activities, assessments, and assignments, were consistent with the course goals.



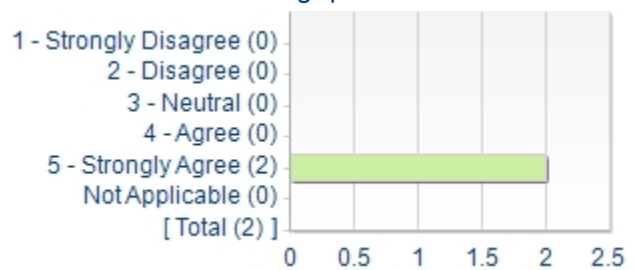
Statistics	Value
Response Count	2
Mean	5.00
Mode	5
Standard Deviation	0.00

3. The feedback I received during the course was helpful.



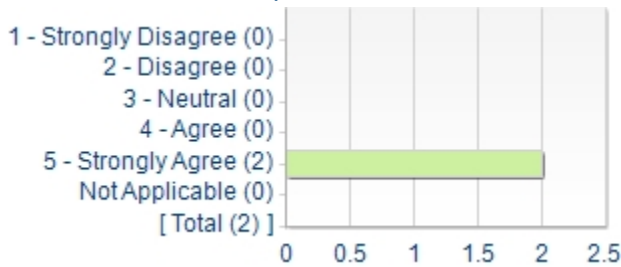
Statistics	Value
Response Count	2
Mean	5.00
Mode	5
Standard Deviation	0.00

4. I felt comfortable asking questions in this course.



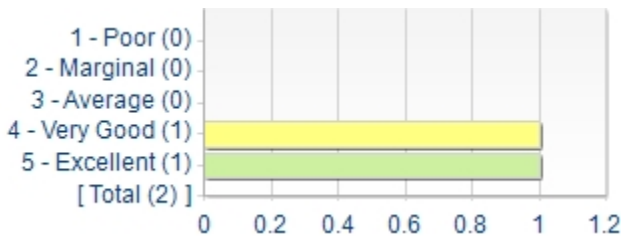
Statistics	Value
Response Count	2
Mean	5.00
Mode	5
Standard Deviation	0.00

5. This course helped me consider connections between course material and other areas of my personal, academic, or professional life.



Statistics	Value
Response Count	2
Mean	5.00
Mode	5
Standard Deviation	0.00

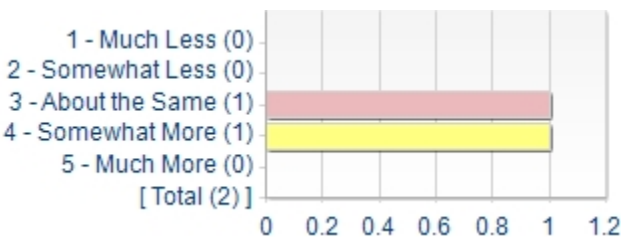
Overall the course was:



Statistics	Value
Response Count	2
Mean	4.50
Mode	4, 5
Standard Deviation	0.71

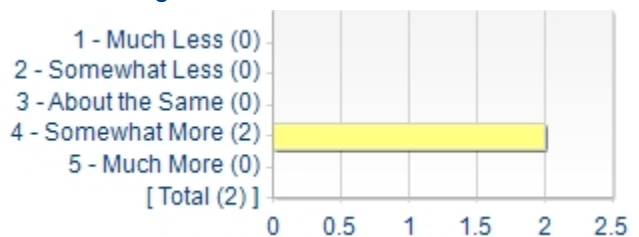
Questions About This Course (ECON 7910 01):

1. Compared to other classes, the amount I learned in this course was:



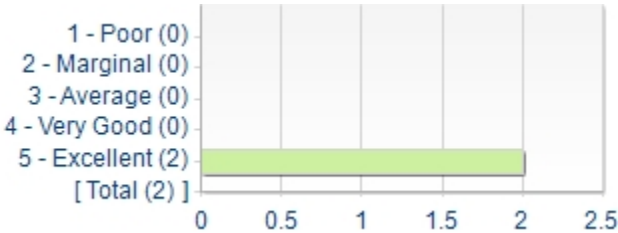
Statistics	Value
Response Count	2
Mean	3.50
Mode	3, 4
Standard Deviation	0.71

2. Compared to requirements in other classes, the workload assigned in this class was:



Statistics	Value
Response Count	2
Mean	4.00
Mode	4
Standard Deviation	0.00

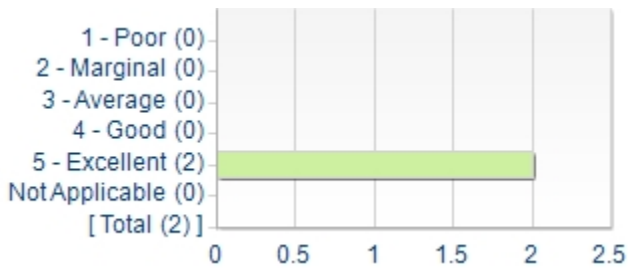
Overall, how effective was the instruction you received from this teaching assistant (Ebehireme Iyoha)?



Statistics	Value
Response Count	2
Mean	5.00
Mode	5
Standard Deviation	0.00

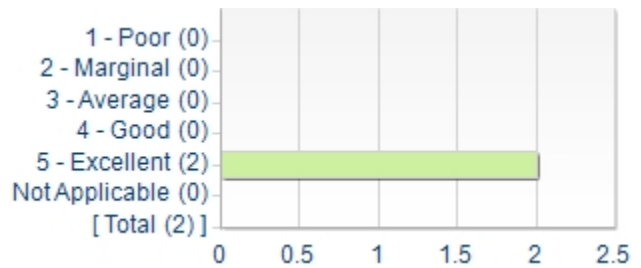
Questions about the Teaching Assistant (**Ebehireme Iyoha**).

1. How available was the teaching assistant during their office hours?



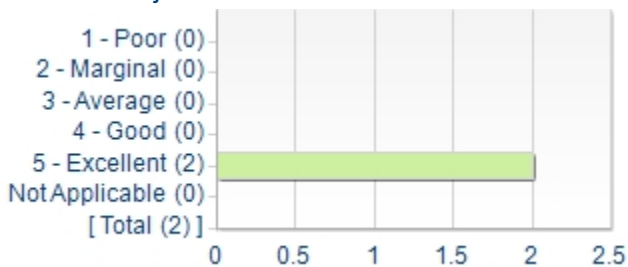
Statistics	Value
Response Count	2
Mean	5.00
Mode	5
Standard Deviation	0.00

2. How helpful and responsive was the teaching assistant?



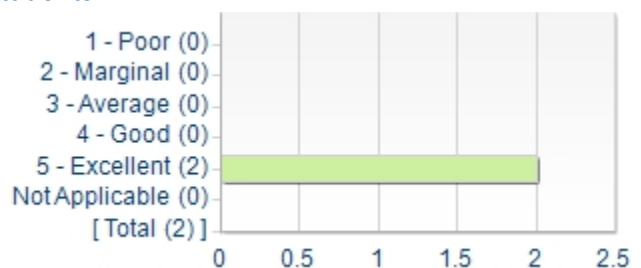
Statistics	Value
Response Count	2
Mean	5.00
Mode	5
Standard Deviation	0.00

3. How knowledgeable was the teaching assistant about the subject matter of this class?



Statistics	Value
Response Count	2
Mean	5.00
Mode	5
Standard Deviation	0.00

4. How would you characterize the ability of the teaching assistant to communicate in English with students?



Statistics	Value
Response Count	2
Mean	5.00
Mode	5
Standard Deviation	0.00

In what way(s) did you interact with this teaching assistant (**Ebehireme Iyoha**)?

