



2017S Instructor Report for ECON 2160 01 - Strategic Analysis (Ebehireme lyoha)

Vanderbilt University Course and Teaching Evaluations - 2017S

Project Audience 44

Responses Received 24

Response Ratio 54.55%

Report Comments

The following is a report for an individual section of a class. Please do not distribute, print, or share this report except for administrative purposes.

Project Audience - Total number of students enrolled

Responses Received - Number of evaluations submitted by students

Response Ratio - Percent of enrolled students who submitted evaluations

If you have any questions about the evaluation system please contact course.evaluations@vanderbilt.edu.

Prepared by Vanderbilt University Course and Teaching Evaluations

Creation Date Mon, Apr 23, 2018



Questions about this Course (**ECON 2160 01**):

Question	This Class Section		Department (ECON)		School (A&S)	
	Mean	Standard Deviation	Mean	Standard Deviation	Mean	Standard Deviation
This course helped me appreciate the significance of the subject matter.	4.38	0.65	4.21	0.98	4.29	0.94
The components of the course, such as class activities, assessments, and assignments, were consistent with the course goals.	4.54	0.66	4.29	0.87	4.38	0.85
The feedback I received during the course was helpful.	4.21	0.98	3.97	1.06	4.17	1.01
I felt comfortable asking questions in this course.	4.54	0.78	4.17	1.01	4.37	0.93
This course helped me consider connections between course material and other areas of my personal, academic, or professional life.	4.42	0.72	4.19	0.96	4.25	0.98
Overall, the course (ECON 2160 01) was:	4.08	0.65	3.83	1.02	3.96	1.00
Compared to other classes, the amount I learned in this course was:	3.64	0.79	3.59	1.01	3.64	1.03
Compared to requirements in other classes, the workload assigned in this class was:	2.95	0.74	3.13	0.93	3.24	0.98

Overall, how effective was the instruction you received from this teaching assistant (Ebehireme lyoha)?

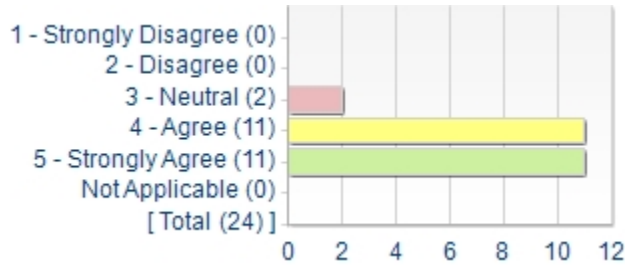
Question	This Class Section		Department (ECON)		School (A&S)	
	Mean	Standard Deviation	Mean	Standard Deviation	Mean	Standard Deviation
Overall, how effective was the instruction you received from this teaching assistant (Ebehireme lyoha)?	4.22	0.67	3.68	1.13	3.89	1.08

Questions about the Teaching Assistant (Ebehireme lyoha).

Question	This Class Section		Department (ECON)		School (A&S)	
	Mean	Standard Deviation	Mean	Standard Deviation	Mean	Standard Deviation
How available was the teaching assistant during their office hours?	4.60	0.63	4.17	0.98	4.17	0.98
How helpful and responsive was the teaching assistant?	4.58	0.61	4.08	1.10	4.08	1.10
How knowledgeable was the teaching assistant about the subject matter of this class?	4.71	0.56	4.22	0.97	4.22	0.97
How would you characterize the ability of the teaching assistant to communicate in English with students?	4.86	0.36	4.30	0.98	4.30	0.98

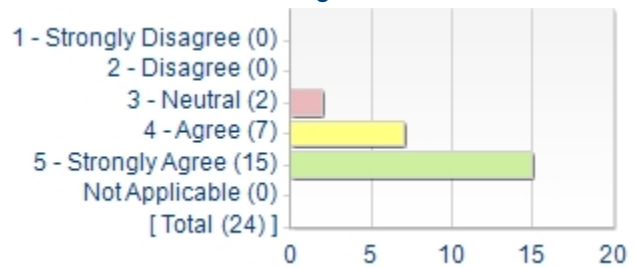
Questions About This Course (ECON 2160 01):

1. This course helped me appreciate the significance of the subject matter.



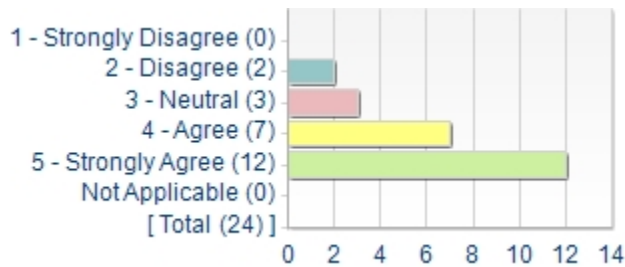
Statistics	Value
Response Count	24
Mean	4.38
Mode	4, 5
Standard Deviation	0.65

2. The components of the course, such as class activities, assessments, and assignments, were consistent with the course goals.



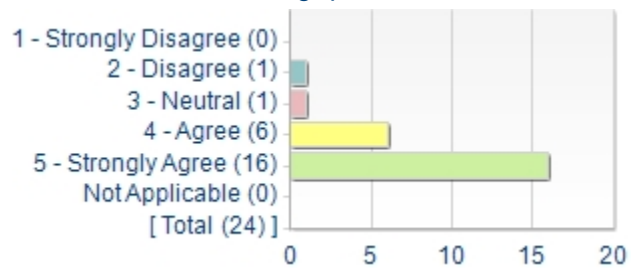
Statistics	Value
Response Count	24
Mean	4.54
Mode	5
Standard Deviation	0.66

3. The feedback I received during the course was helpful.



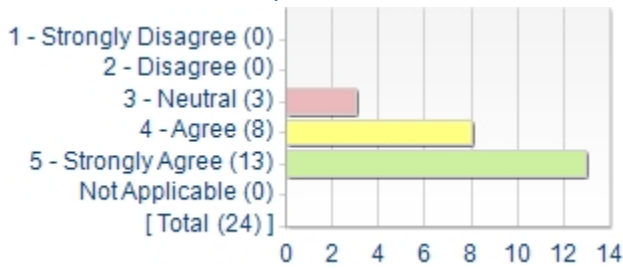
Statistics	Value
Response Count	24
Mean	4.21
Mode	5
Standard Deviation	0.98

4. I felt comfortable asking questions in this course.



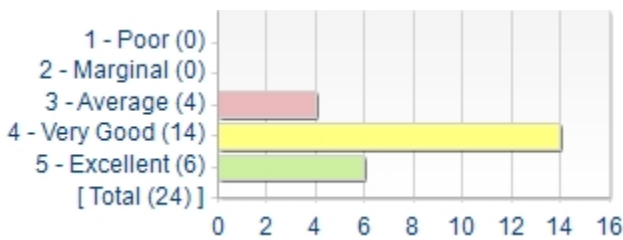
Statistics	Value
Response Count	24
Mean	4.54
Mode	5
Standard Deviation	0.78

5. This course helped me consider connections between course material and other areas of my personal, academic, or professional life.



Statistics	Value
Response Count	24
Mean	4.42
Mode	5
Standard Deviation	0.72

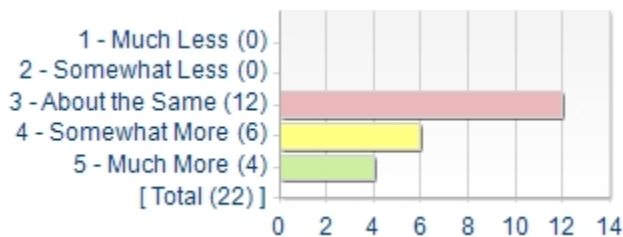
Overall the course was:



Statistics	Value
Response Count	24
Mean	4.08
Mode	4
Standard Deviation	0.65

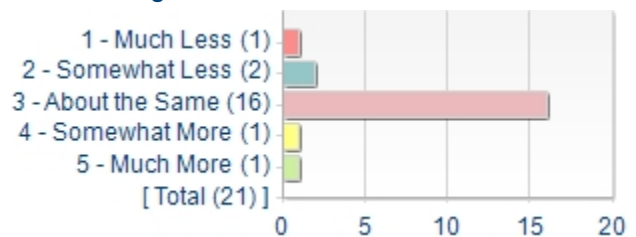
Questions About This Course (**ECON 2160 01**):

1. Compared to other classes, the amount I learned in this course was:



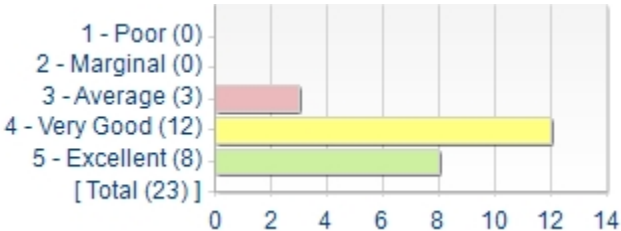
Statistics	Value
Response Count	22
Mean	3.64
Mode	3
Standard Deviation	0.79

2. Compared to requirements in other classes, the workload assigned in this class was:



Statistics	Value
Response Count	21
Mean	2.95
Mode	3
Standard Deviation	0.74

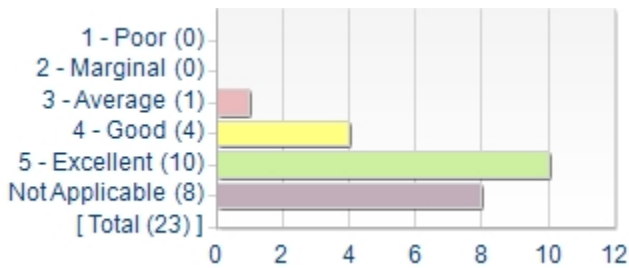
Overall, how effective was the instruction you received from this teaching assistant (Ebehireme Iyoha)?



Statistics	Value
Response Count	23
Mean	4.22
Mode	4
Standard Deviation	0.67

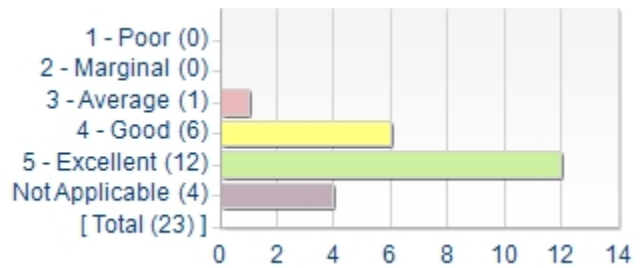
Questions about the Teaching Assistant (Ebehireme lyoha).

1. How available was the teaching assistant during their office hours?



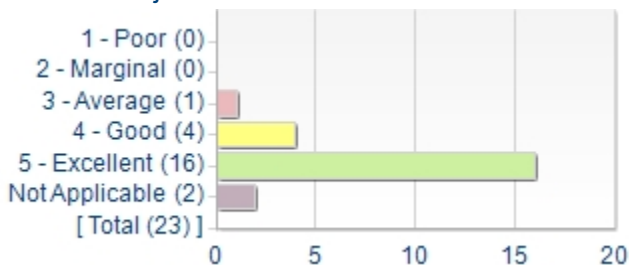
Statistics	Value
Response Count	23
Mean	4.60
Mode	5
Standard Deviation	0.63

2. How helpful and responsive was the teaching assistant?



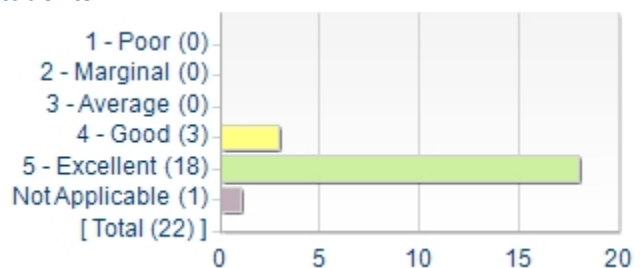
Statistics	Value
Response Count	23
Mean	4.58
Mode	5
Standard Deviation	0.61

3. How knowledgeable was the teaching assistant about the subject matter of this class?



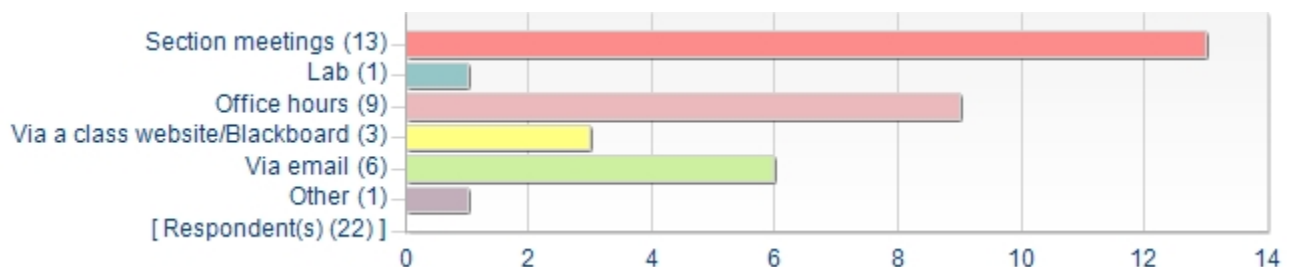
Statistics	Value
Response Count	23
Mean	4.71
Mode	5
Standard Deviation	0.56

4. How would you characterize the ability of the teaching assistant to communicate in English with students?



Statistics	Value
Response Count	22
Mean	4.86
Mode	5
Standard Deviation	0.36

In what way(s) did you interact with this teaching assistant (Ebehireme lyoha)?



What aspects of this teaching assistant's (Ebehireme lyoha) teaching were most helpful to you?

Comments
The course didn't really need the assistance of Ebehireme because the homeworks were pretty straight forward.
She did a great job when she presented content on Auctions
Her class interactions.
Availability, willingness to explain concepts, extremely responsive via email. Very knowledgeable about the material.
Office hours were helpful
I thought Ebehi was able to communicate very clearly, and she was able to really simplify things with her explanations.
In class clarifications
Real life examples
n/a
She taught a couple of the later lectures about auctions and did a pretty good job for a TA.
Her explanations during office hours
She is good at explaining the material, breaking it down in simpler ways.
Good lecturer!
lol she's nice she's there and she'll walk you through it. what more could you want

How can this teaching assistant's (Ebehireme lyoha) teaching be improved?

Comments
From the experience I've had with her, she knows what she's talking about and is very helpful.
N/A
Handwriting could be improved
Not much
Nothing really comes to mind.
Great preparation in what will be taught going into class period so there's less time checking own work on board
n/a
Nothing, really. I didn't need to use her as a resource that much, so my interactions were limited.
n/a
N/A
More involved.



2017S Instructor Report for ECON 2160 02 - Strategic Analysis (Ebehireme lyoha)

Vanderbilt University Course and Teaching Evaluations - 2017S

Project Audience 42

Responses Received 17

Response Ratio 40.48%

Report Comments

The following is a report for an individual section of a class. Please do not distribute, print, or share this report except for administrative purposes.

Project Audience - Total number of students enrolled

Responses Received - Number of evaluations submitted by students

Response Ratio - Percent of enrolled students who submitted evaluations

If you have any questions about the evaluation system please contact course.evaluations@vanderbilt.edu.

Prepared by Vanderbilt University Course and Teaching Evaluations

Creation Date Tue, Apr 24, 2018



Questions about this Course (**ECON 2160 02**):

Question	This Class Section		Department (ECON)		School (A&S)	
	Mean	Standard Deviation	Mean	Standard Deviation	Mean	Standard Deviation
This course helped me appreciate the significance of the subject matter.	4.35	0.70	4.21	0.98	4.29	0.94
The components of the course, such as class activities, assessments, and assignments, were consistent with the course goals.	4.47	0.72	4.29	0.87	4.38	0.85
The feedback I received during the course was helpful.	4.53	0.62	3.97	1.06	4.17	1.01
I felt comfortable asking questions in this course.	4.65	0.49	4.17	1.01	4.37	0.93
This course helped me consider connections between course material and other areas of my personal, academic, or professional life.	4.41	0.80	4.19	0.96	4.25	0.98
Overall, the course (ECON 2160 02) was:	4.25	0.77	3.83	1.02	3.96	1.00
Compared to other classes, the amount I learned in this course was:	3.29	0.59	3.59	1.01	3.64	1.03
Compared to requirements in other classes, the workload assigned in this class was:	3.06	0.57	3.13	0.93	3.24	0.98

Overall, how effective was the instruction you received from this teaching assistant (Ebehireme lyoha)?

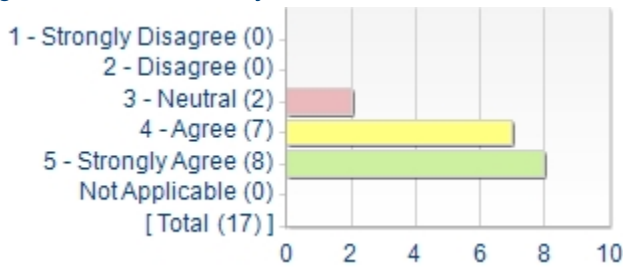
Question	This Class Section		Department (ECON)		School (A&S)	
	Mean	Standard Deviation	Mean	Standard Deviation	Mean	Standard Deviation
Overall, how effective was the instruction you received from this teaching assistant (Ebehireme lyoha)?	3.70	0.67	3.68	1.13	3.89	1.08

Questions about the Teaching Assistant (Ebehireme lyoha).

Question	This Class Section		Department (ECON)		School (A&S)	
	Mean	Standard Deviation	Mean	Standard Deviation	Mean	Standard Deviation
How available was the teaching assistant during their office hours?	4.00	0.82	4.17	0.98	4.17	0.98
How helpful and responsive was the teaching assistant?	3.86	0.69	4.08	1.10	4.08	1.10
How knowledgeable was the teaching assistant about the subject matter of this class?	3.86	0.69	4.22	0.97	4.22	0.97
How would you characterize the ability of the teaching assistant to communicate in English with students?	4.29	0.95	4.30	0.98	4.30	0.98

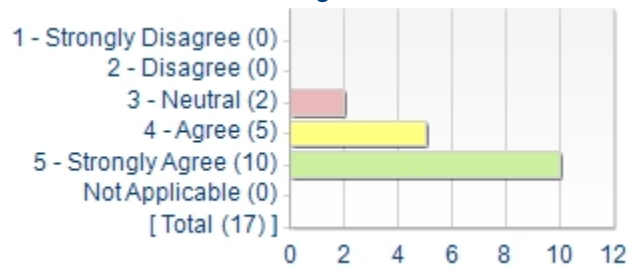
Questions About This Course (ECON 2160 02):

1. This course helped me appreciate the significance of the subject matter.



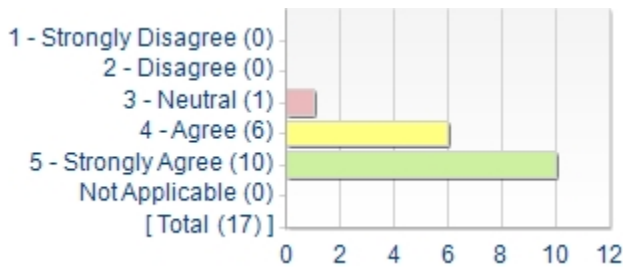
Statistics	Value
Response Count	17
Mean	4.35
Mode	5
Standard Deviation	0.70

2. The components of the course, such as class activities, assessments, and assignments, were consistent with the course goals.



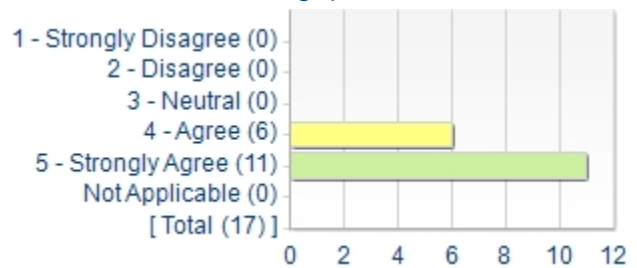
Statistics	Value
Response Count	17
Mean	4.47
Mode	5
Standard Deviation	0.72

3. The feedback I received during the course was helpful.



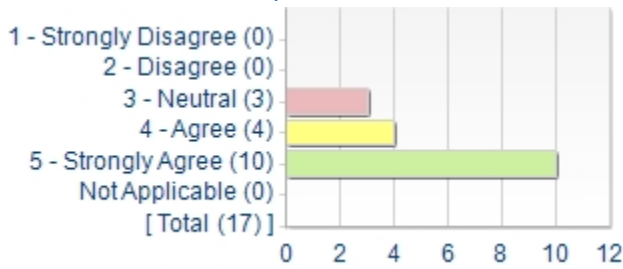
Statistics	Value
Response Count	17
Mean	4.53
Mode	5
Standard Deviation	0.62

4. I felt comfortable asking questions in this course.



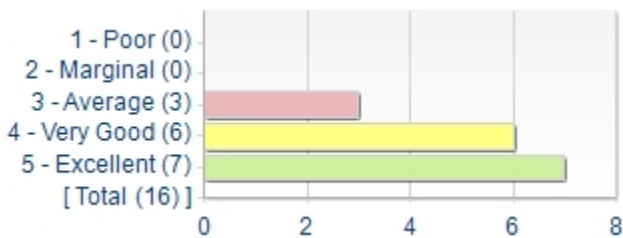
Statistics	Value
Response Count	17
Mean	4.65
Mode	5
Standard Deviation	0.49

5. This course helped me consider connections between course material and other areas of my personal, academic, or professional life.



Statistics	Value
Response Count	17
Mean	4.41
Mode	5
Standard Deviation	0.80

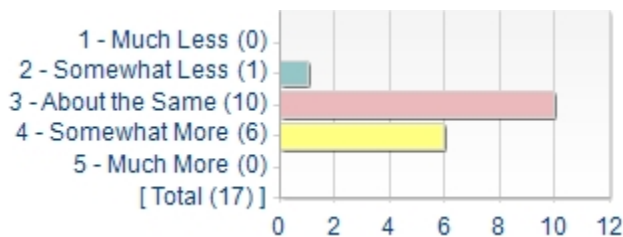
Overall the course was:



Statistics	Value
Response Count	16
Mean	4.25
Mode	5
Standard Deviation	0.77

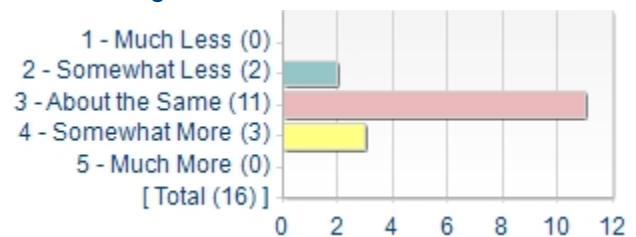
Questions About This Course (**ECON 2160 02**):

1. Compared to other classes, the amount I learned in this course was:



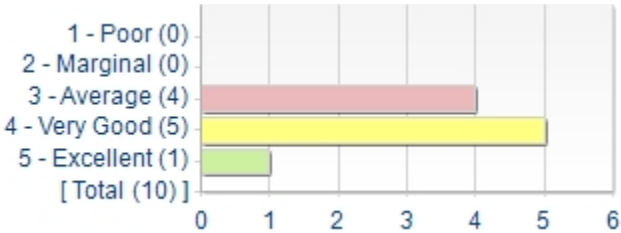
Statistics	Value
Response Count	17
Mean	3.29
Mode	3
Standard Deviation	0.59

2. Compared to requirements in other classes, the workload assigned in this class was:



Statistics	Value
Response Count	16
Mean	3.06
Mode	3
Standard Deviation	0.57

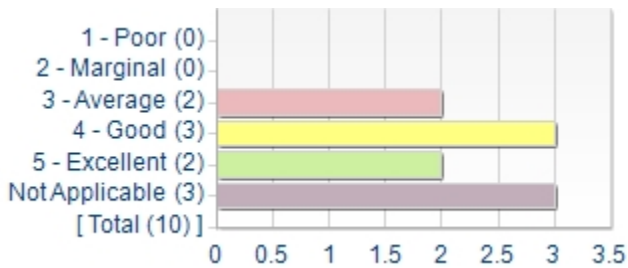
Overall, how effective was the instruction you received from this teaching assistant (Ebehireme Iyoha)?



Statistics	Value
Response Count	10
Mean	3.70
Mode	4
Standard Deviation	0.67

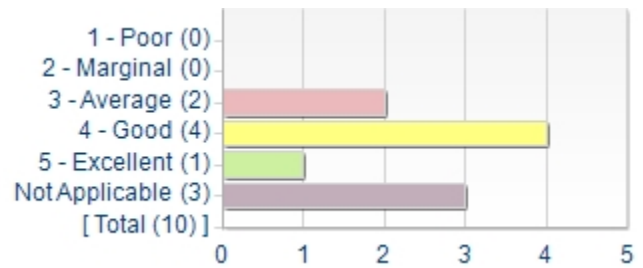
Questions about the Teaching Assistant (Ebehireme lyoha).

1. How available was the teaching assistant during their office hours?



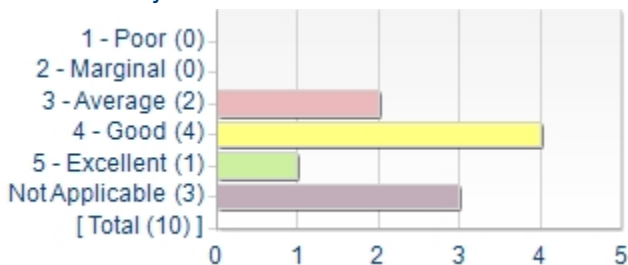
Statistics	Value
Response Count	10
Mean	4.00
Mode	4
Standard Deviation	0.82

2. How helpful and responsive was the teaching assistant?



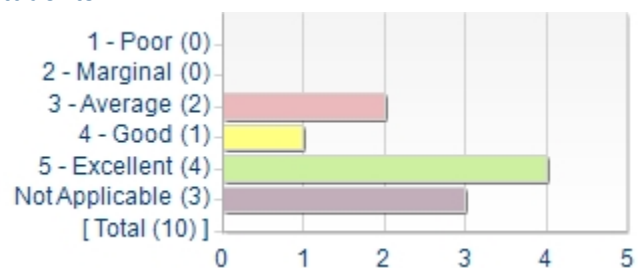
Statistics	Value
Response Count	10
Mean	3.86
Mode	4
Standard Deviation	0.69

3. How knowledgeable was the teaching assistant about the subject matter of this class?



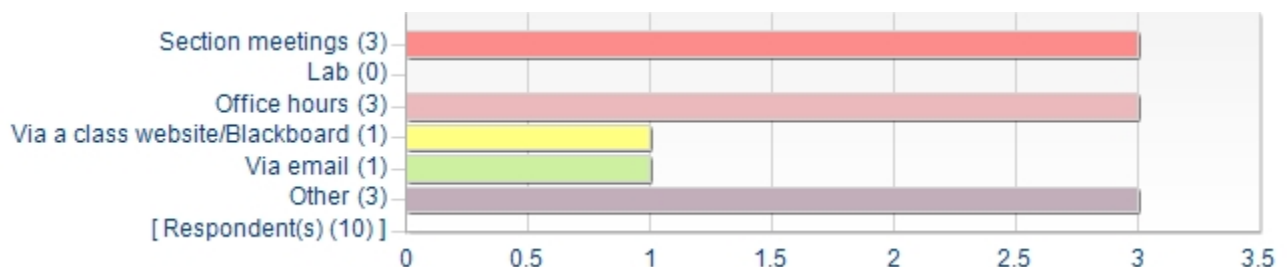
Statistics	Value
Response Count	10
Mean	3.86
Mode	4
Standard Deviation	0.69

4. How would you characterize the ability of the teaching assistant to communicate in English with students?



Statistics	Value
Response Count	10
Mean	4.29
Mode	5
Standard Deviation	0.95

In what way(s) did you interact with this teaching assistant (Ebehireme lyoha)?



What aspects of this teaching assistant's (**Ebehireme lyoha**) teaching were most helpful to you?

Comments

Very understanding about when students did not comprehend material. Wanted to help!

N/A

How can this teaching assistant's (**Ebehireme lyoha**) teaching be improved?

Comments

Nothing. She was great!

N/A