



2016F Instructor Report for ECON 3600 01 - International Trade (Ebehireme lyoha)

Vanderbilt University Course and Teaching Evaluations - 2016F

Project Audience 28

Responses Received 16

Response Ratio 57.14%

Report Comments

The following is a report for an individual section of a class. Please do not distribute, print, or share this report except for administrative purposes.

Project Audience - Total number of students enrolled

Responses Received - Number of evaluations submitted by students

Response Ratio - Percent of enrolled students who submitted evaluations

If you have any questions about the evaluation system please contact course.evaluations@vanderbilt.edu.

Prepared by Vanderbilt University Course and Teaching Evaluations

Creation Date Thu, Apr 12, 2018



Questions about this Course (**ECON 3600 01**):

Question	This Class Section		Department (ECON)		School (A&S)	
	Mean	Standard Deviation	Mean	Standard Deviation	Mean	Standard Deviation
This course helped me appreciate the significance of the subject matter.	4.13	0.92	4.00	1.12	4.26	0.95
The components of the course, such as class activities, assessments, and assignments, were consistent with the course goals.	3.88	1.31	4.08	1.05	4.38	0.84
The feedback I received during the course was helpful.	4.19	0.98	3.76	1.19	4.13	1.00
I felt comfortable asking questions in this course.	4.19	0.91	4.04	1.17	4.29	0.96
This course helped me consider connections between course material and other areas of my personal, academic, or professional life.	4.44	0.73	4.02	1.11	4.18	1.00
Overall, the course (ECON 3600 01) was:	3.50	1.32	3.58	1.15	3.92	0.99
Compared to other classes, the amount I learned in this course was:	3.67	0.98	3.34	1.12	3.63	1.02
Compared to requirements in other classes, the workload assigned in this class was:	4.00	0.85	3.00	0.93	3.26	0.99

Overall, how effective was the instruction you received from this teaching assistant (Ebehireme lyoha)?

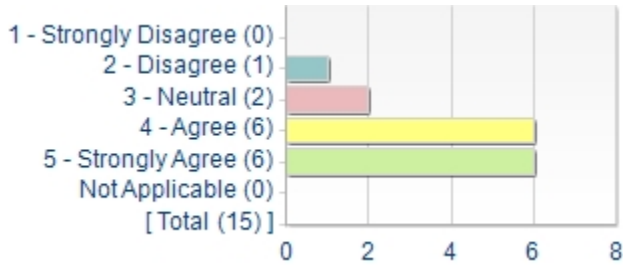
Question	This Class Section		Department (ECON)		School (A&S)	
	Mean	Standard Deviation	Mean	Standard Deviation	Mean	Standard Deviation
Overall, how effective was the instruction you received from this teaching assistant (Ebehireme lyoha)?	3.94	1.00	3.56	1.06	3.89	0.97

Questions about the Teaching Assistant (Ebehireme lyoha).

Question	This Class Section		Department (ECON)		School (A&S)	
	Mean	Standard Deviation	Mean	Standard Deviation	Mean	Standard Deviation
How available was the teaching assistant during their office hours?	4.33	0.90	4.11	0.93	4.11	0.93
How helpful and responsive was the teaching assistant?	4.40	0.74	3.93	1.04	3.93	1.04
How knowledgeable was the teaching assistant about the subject matter of this class?	4.13	1.02	4.06	0.94	4.06	0.94
How would you characterize the ability of the teaching assistant to communicate in English with students?	4.63	0.62	4.30	0.94	4.30	0.94

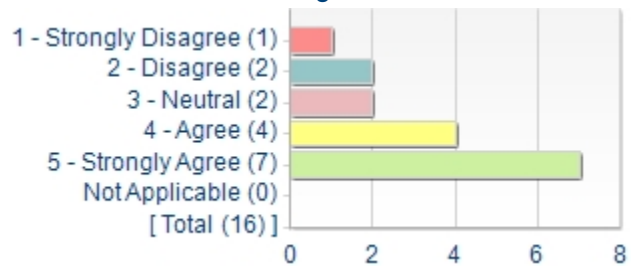
Questions About This Course (ECON 3600 01):

1. This course helped me appreciate the significance of the subject matter.



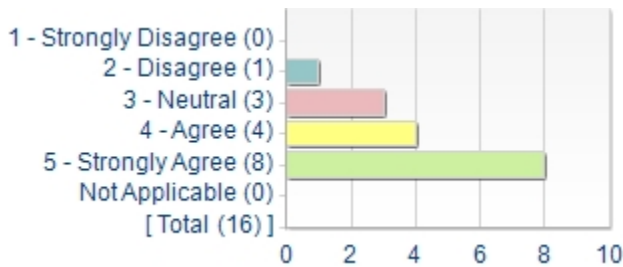
Statistics	Value
Response Count	15
Mean	4.13
Mode	4, 5
Standard Deviation	0.92

2. The components of the course, such as class activities, assessments, and assignments, were consistent with the course goals.



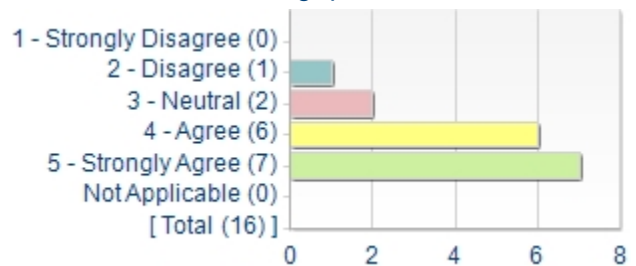
Statistics	Value
Response Count	16
Mean	3.88
Mode	5
Standard Deviation	1.31

3. The feedback I received during the course was helpful.



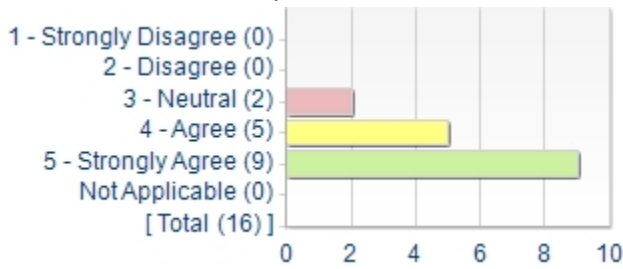
Statistics	Value
Response Count	16
Mean	4.19
Mode	5
Standard Deviation	0.98

4. I felt comfortable asking questions in this course.



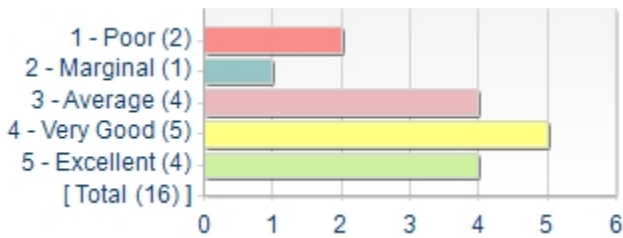
Statistics	Value
Response Count	16
Mean	4.19
Mode	5
Standard Deviation	0.91

5. This course helped me consider connections between course material and other areas of my personal, academic, or professional life.



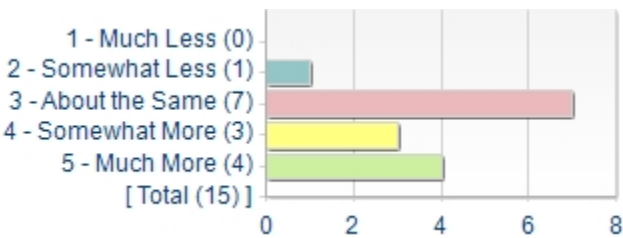
Statistics	Value
Response Count	16
Mean	4.44
Mode	5
Standard Deviation	0.73

Overall the course was:



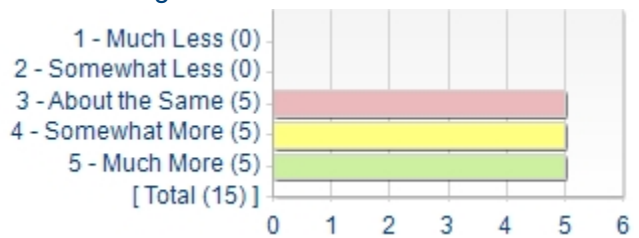
Statistics	Value
Response Count	16
Mean	3.50
Mode	4
Standard Deviation	1.32

1. Compared to other classes, the amount I learned in this course was:



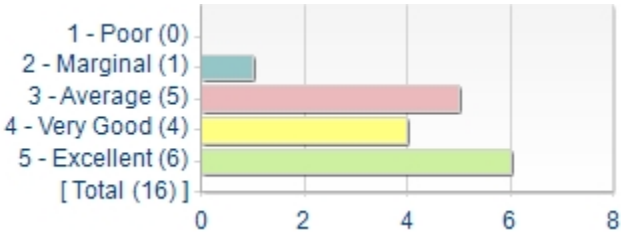
Statistics	Value
Response Count	15
Mean	3.67
Mode	3
Standard Deviation	0.98

2. Compared to requirements in other classes, the workload assigned in this class was:



Statistics	Value
Response Count	15
Mean	4.00
Mode	3, 4, 5
Standard Deviation	0.85

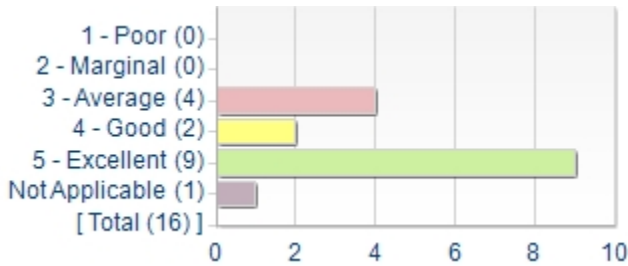
Overall, how effective was the instruction you received from this teaching assistant (Ebehireme Iyoha)?



Statistics	Value
Response Count	16
Mean	3.94
Mode	5
Standard Deviation	1.00

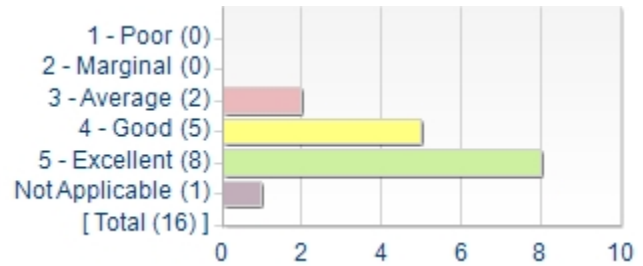
Questions about the Teaching Assistant (**Ebehireme lyoha**).

1. How available was the teaching assistant during their office hours?



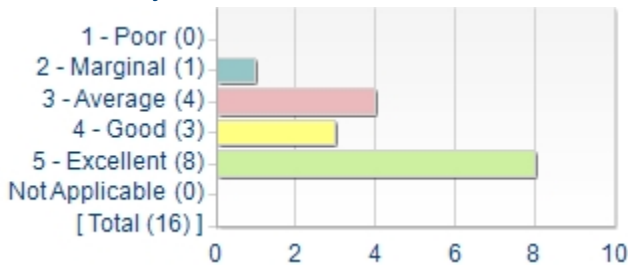
Statistics	Value
Response Count	16
Mean	4.33
Mode	5
Standard Deviation	0.90

2. How helpful and responsive was the teaching assistant?



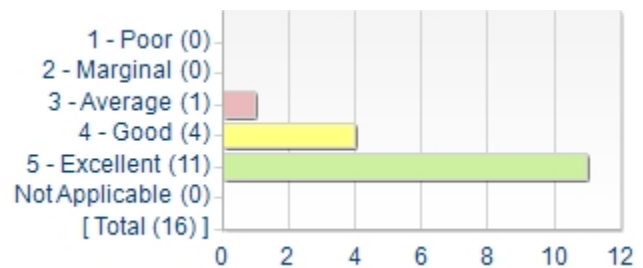
Statistics	Value
Response Count	16
Mean	4.40
Mode	5
Standard Deviation	0.74

3. How knowledgeable was the teaching assistant about the subject matter of this class?



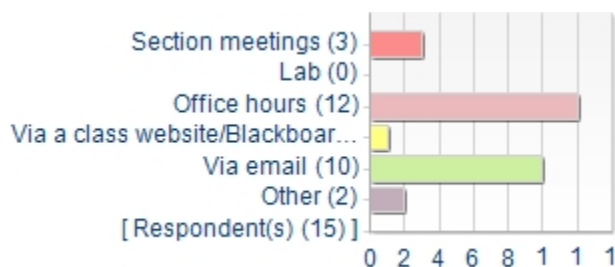
Statistics	Value
Response Count	16
Mean	4.13
Mode	5
Standard Deviation	1.02

4. How would you characterize the ability of the teaching assistant to communicate in English with students?



Statistics	Value
Response Count	16
Mean	4.63
Mode	5
Standard Deviation	0.62

In what way(s) did you interact with this teaching assistant (**Ebehireme lyoha**)?



What aspects of this teaching assistant's (Ebehireme lyoha) teaching were most helpful to you?

Comments
How to do problems
Ebehi was overwhelmed by the number of students who needed her support but she accommodated us all with grace. She was also always willing to help over email. I am so appreciative of Ebehi!
Ebehi saved me in this class! I went to her before the first test not understanding a thing we had learned and she walked me through how everything connected and what the professor was saying with each thing he drew on the board. She also helped tremendously in office hours because I would not have been able to do the problem sets without her.
I was very grateful that Ebehi offered many review sessions for us. In the beginning we have review for intermediate micro, and before mid terms there were extra review sessions. Not to mention all the office hour meetings --- I was able to ask questions and work with her together solving my problems, and she is so energetic and happy all the time, which encouraged me a lot when being tortured by the problem sets.
She was very enthusiastic and always in good spirits when we met. Understanding of students frustrations but helpful in responding to them.
Talked out the problems as opposed to plainly giving answers.
She would sit down with you and try to help any way she could.
able to explain clearly, very helpful
She took as much time as I needed to help me, often staying beyond her scheduled office hours. She was patient, and if one way didn't make sense to me, she would explain a different way. She always led to me to the answer rather than simply giving it to me, and she really is the reason that I was able to do as well as I have in the course.
Helping during midterm review was the saving grace of my October.

How can this teaching assistant's (Ebehireme lyoha) teaching be improved?

Comments
She was a little scatterbrained which made office hours sometimes difficult to follow.
It would have been a little more helpful if she had attempted some of the problem sets earlier on before office hours so she better knew going in how to help.
Honestly, I think I have been really satisfied with my TA.
Better grasp of the concepts.
Better foundational knowledge of the material
no
She is an excellent teaching assistant, and I know one day she will make an excellent professor.
Her teaching was more than appreciated- I have no criticisms.



2016F Instructor Report for ECON 3600 02 - International Trade (Ebehireme lyoha)

Vanderbilt University Course and Teaching Evaluations - 2016F

Project Audience 27

Responses Received 15

Response Ratio 55.56%

Report Comments

The following is a report for an individual section of a class. Please do not distribute, print, or share this report except for administrative purposes.

Project Audience - Total number of students enrolled

Responses Received - Number of evaluations submitted by students

Response Ratio - Percent of enrolled students who submitted evaluations

If you have any questions about the evaluation system please contact course.evaluations@vanderbilt.edu.

Prepared by Vanderbilt University Course and Teaching Evaluations

Creation Date Thu, Apr 12, 2018



Questions about this Course (**ECON 3600 02**):

Question	This Class Section		Department (ECON)		School (A&S)	
	Mean	Standard Deviation	Mean	Standard Deviation	Mean	Standard Deviation
This course helped me appreciate the significance of the subject matter.	4.27	1.22	4.00	1.12	4.26	0.95
The components of the course, such as class activities, assessments, and assignments, were consistent with the course goals.	4.27	0.70	4.08	1.05	4.38	0.84
The feedback I received during the course was helpful.	4.13	0.83	3.76	1.19	4.13	1.00
I felt comfortable asking questions in this course.	4.67	0.82	4.04	1.17	4.29	0.96
This course helped me consider connections between course material and other areas of my personal, academic, or professional life.	4.20	1.26	4.02	1.11	4.18	1.00
Overall, the course (ECON 3600 02) was:	3.67	0.90	3.58	1.15	3.92	0.99
Compared to other classes, the amount I learned in this course was:	3.80	0.94	3.34	1.12	3.63	1.02
Compared to requirements in other classes, the workload assigned in this class was:	4.13	0.83	3.00	0.93	3.26	0.99

Overall, how effective was the instruction you received from this teaching assistant (Ebehireme lyoha)?

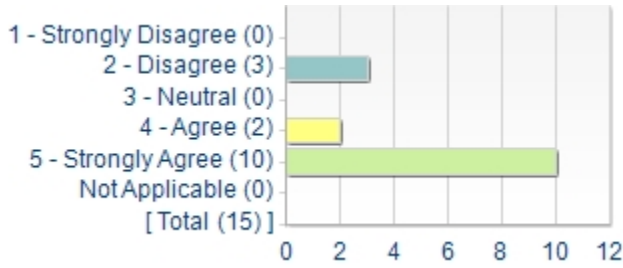
Question	This Class Section		Department (ECON)		School (A&S)	
	Mean	Standard Deviation	Mean	Standard Deviation	Mean	Standard Deviation
Overall, how effective was the instruction you received from this teaching assistant (Ebehireme lyoha)?	3.33	1.29	3.56	1.06	3.89	0.97

Questions about the Teaching Assistant (Ebehireme lyoha).

Question	This Class Section		Department (ECON)		School (A&S)	
	Mean	Standard Deviation	Mean	Standard Deviation	Mean	Standard Deviation
How available was the teaching assistant during their office hours?	4.23	0.93	4.11	0.93	4.11	0.93
How helpful and responsive was the teaching assistant?	4.00	1.29	3.93	1.04	3.93	1.04
How knowledgeable was the teaching assistant about the subject matter of this class?	3.54	0.97	4.06	0.94	4.06	0.94
How would you characterize the ability of the teaching assistant to communicate in English with students?	4.14	1.10	4.30	0.94	4.30	0.94

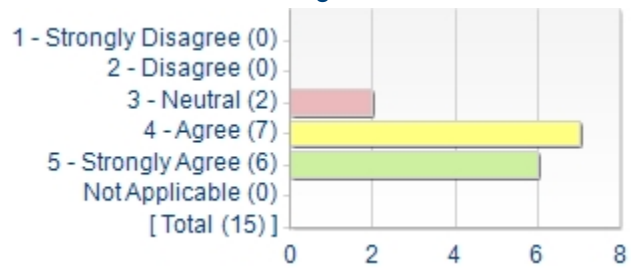
Questions About This Course (ECON 3600 02):

1. This course helped me appreciate the significance of the subject matter.



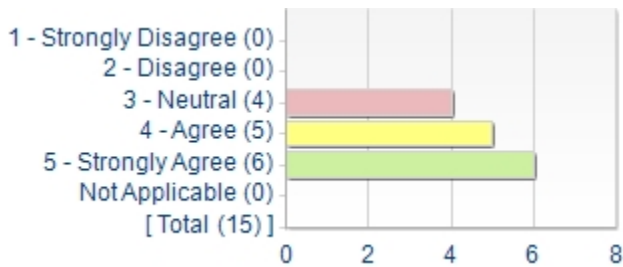
Statistics	Value
Response Count	15
Mean	4.27
Mode	5
Standard Deviation	1.22

2. The components of the course, such as class activities, assessments, and assignments, were consistent with the course goals.



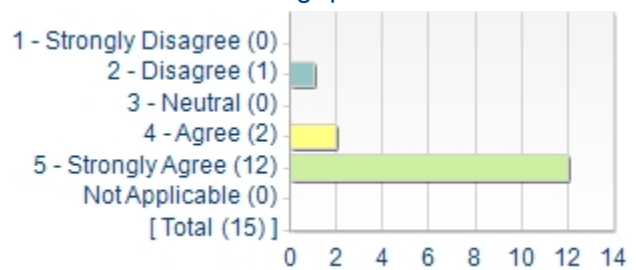
Statistics	Value
Response Count	15
Mean	4.27
Mode	4
Standard Deviation	0.70

3. The feedback I received during the course was helpful.



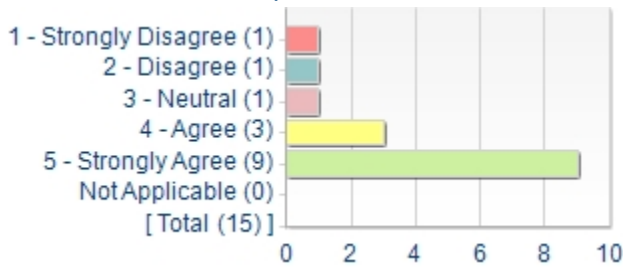
Statistics	Value
Response Count	15
Mean	4.13
Mode	5
Standard Deviation	0.83

4. I felt comfortable asking questions in this course.



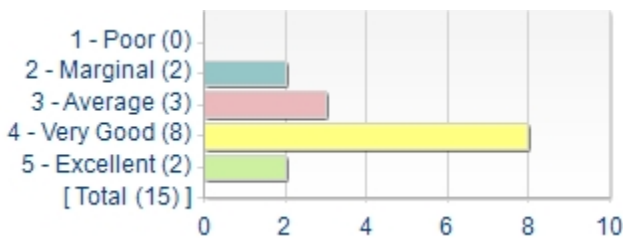
Statistics	Value
Response Count	15
Mean	4.67
Mode	5
Standard Deviation	0.82

5. This course helped me consider connections between course material and other areas of my personal, academic, or professional life.



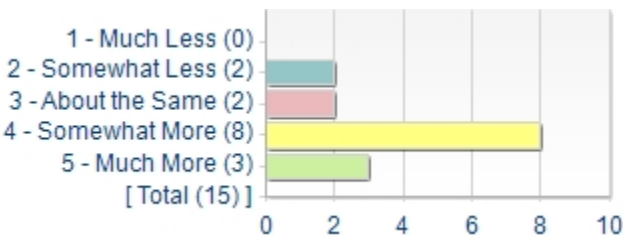
Statistics	Value
Response Count	15
Mean	4.20
Mode	5
Standard Deviation	1.26

Overall the course was:



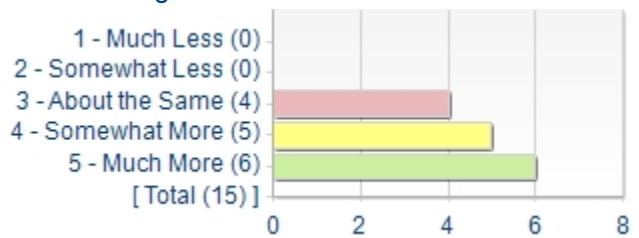
Statistics	Value
Response Count	15
Mean	3.67
Mode	4
Standard Deviation	0.90

1. Compared to other classes, the amount I learned in this course was:



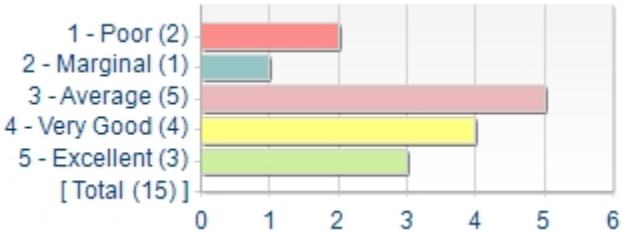
Statistics	Value
Response Count	15
Mean	3.80
Mode	4
Standard Deviation	0.94

2. Compared to requirements in other classes, the workload assigned in this class was:



Statistics	Value
Response Count	15
Mean	4.13
Mode	5
Standard Deviation	0.83

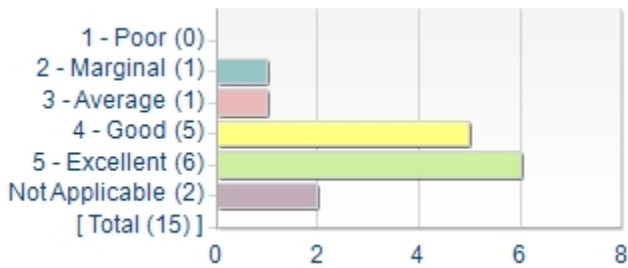
Overall, how effective was the instruction you received from this teaching assistant (Ebehireme Iyoha)?



Statistics	Value
Response Count	15
Mean	3.33
Mode	3
Standard Deviation	1.29

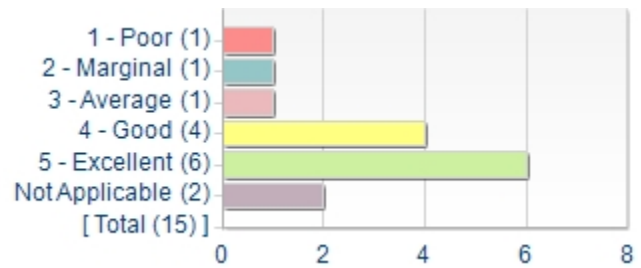
Questions about the Teaching Assistant (**Ebehireme lyoha**).

1. How available was the teaching assistant during their office hours?



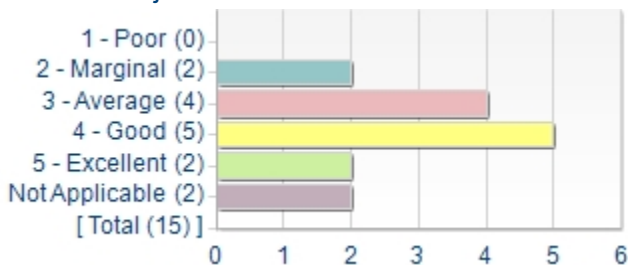
Statistics	Value
Response Count	15
Mean	4.23
Mode	5
Standard Deviation	0.93

2. How helpful and responsive was the teaching assistant?



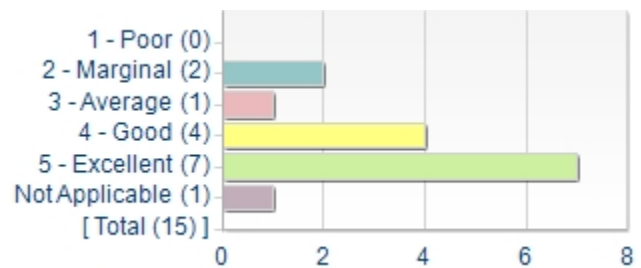
Statistics	Value
Response Count	15
Mean	4.00
Mode	5
Standard Deviation	1.29

3. How knowledgeable was the teaching assistant about the subject matter of this class?



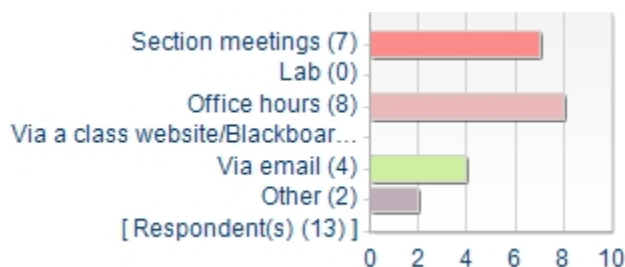
Statistics	Value
Response Count	15
Mean	3.54
Mode	4
Standard Deviation	0.97

4. How would you characterize the ability of the teaching assistant to communicate in English with students?



Statistics	Value
Response Count	15
Mean	4.14
Mode	5
Standard Deviation	1.10

In what way(s) did you interact with this teaching assistant (**Ebehireme lyoha**)?



What aspects of this teaching assistant's (Ebehireme lyoha) teaching were most helpful to you?

Comments

Ebehi was good at doing the same steps each time with the math. This is helpful for students just learning this material. She was very kind and understanding.

A lot of times TA's want to just tell you how to solve a problem when you don't know, but Ebehi did a really good job of asking questions and making sure that I really understood what I was doing rather than just giving me the answers. At the same time, I went to Ebehi to make sure that I was correctly solving the questions on the problem sets, so it was nice that she was also willing to confirm what problems I was solving correctly or incorrectly.

Honestly, there weren't many. The review session for the first exam, which was run by Ebehireme due to the Professor's absence, was a disaster. It took the entire class period to work through the first part of the first question on the exam review sheet.

In office hours she just gave the answers to the problem sets. Helpful in getting a good grade.

How can this teaching assistant's (Ebehireme lyoha) teaching be improved?

Comments

I never sought her out in office hours, but I did attend the review sessions and the micro econ review she had early on in the semester. I found her teaching methods to be a little scattered and confusing. I don't doubt that she really understands the material, but her methods of conveying and teaching need improving. I found Professor Rodrigue's explanations and office hours to be much more helpful, so I went to him instead of going to her. However, I did hear from other students that she was helpful in office hours regarding the problem sets.

When doing a review session, etc. have the problems already worked out so that you aren't doing the math up there because mistakes tend to happen.

I think maybe she could spend some time anticipating the questions that students would come in with or maybe completing the problem sets before they are assigned to the class. I felt like sometimes in office hours Ebehi would have to think for a while before answering a question which sometimes could be hard with timing because so many people came to office hours - I also think this wouldn't be an issue if the class struggled a little bit less with the problem sets and office hours were less crowded. This class could honestly have used more than one TA given the difficulty of the problem sets.

I feel like confidence goes a long way. I could tell that the TA was nervous standing in front of the class, and it made me feel unsure of what she was teaching.

Also, when going through a practice problem or model, the TA would quickly mumble and erase things without really explaining why/what she was doing. Again, it seemed like she was just nervous, but it was rather hard to follow along with her teaching.

She should have helped teach more in office hours rather than just solving the problem in a way we could just copy it.